

# SERENITY

Month 7

9 inch finished block



*Design by Denice Lipscomb  
Common Threads Quilting  
Waxahachie, Texas  
Commonthreadsquilting.com  
972-935-0510 © 2015*

# Serenity

## Month 7

### Cutting Instructions:

#### Background:

- Cut 4: 2½ inch squares
- Cut 2: strips 2 inches by width of fabric:
  - \* Subcut into:
    - ◇ 8: 2 inch squares
    - ◇ 8: 2 by 3½ inch rectangles

#### Pink Floral:

- Cut 4: 2½ inch squares
- Cut 8: 2 inch squares

#### Black Floral:

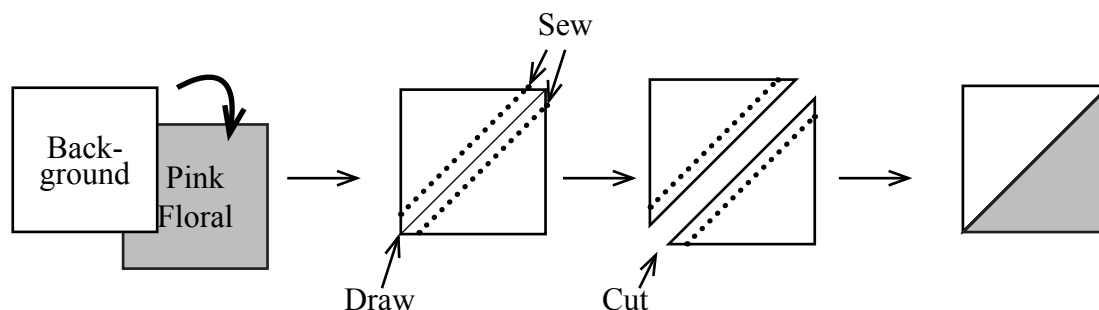
- Cut 8: 2 inch squares

#### Pale Pink:

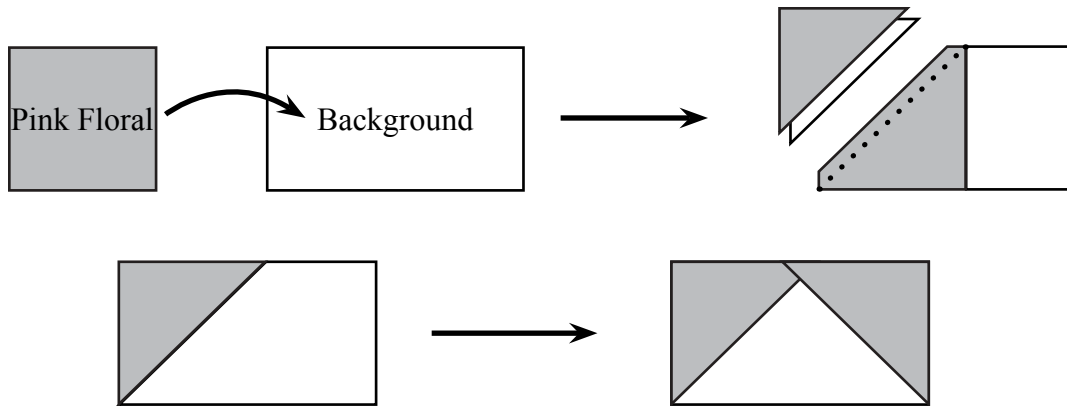
- Cut 1: 3½ inch square

### Sewing Instructions:

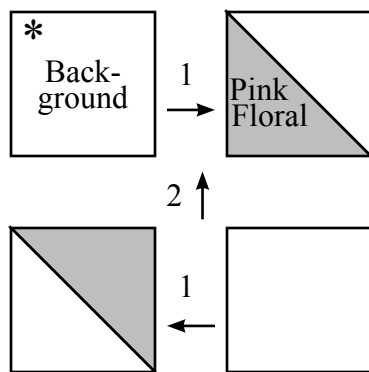
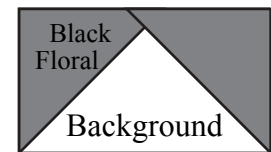
- Make 8 half square triangles using 4 background 2½ inch squares and 4 pink floral 2½ inch squares, as shown in the diagram below
  - \* Place a background 2½ inch square on a pink floral 2½ inch square, right sides together
  - \* Draw a line diagonally across the square
  - \* Sew ¼ inch on either side of the line
  - \* Cut on the line which was previously drawn
  - \* Press to the pink floral
- Square each half square triangle up to 2 inches



- Make 4 flying geese using 4 background 2 by 3½ inch rectangles and 8 pink floral 2 inch squares, as shown in the diagram at the top of the next page
  - \* Place a pink floral 2 inch square on the left side of a background rectangle
  - \* Draw a line from point to point starting on the inside point of the square
  - \* Sew on the line
  - \* Trim to ¼ inch of the seam
  - \* Press to the pink floral
  - \* Repeat the procedure on the right side of the rectangle
- Each unit should measure 2 by 3½ inches

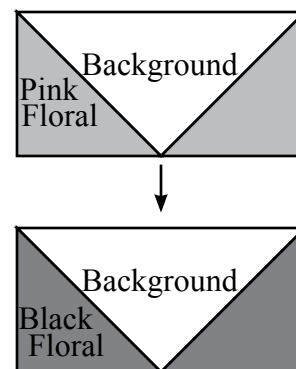


- In similar fashion to the last step and as shown to the right, make 4 flying geese using 4 background 2 by 3½ inch rectangles and 8 black floral 2 inch squares
- Press to the black floral
- Each unit should measure 2 by 3½ inches



- Make 4 units as shown to the left
- Each unit will use:
  - \* 2 pink floral/background half square triangles
  - \* 2 background 2 inch squares
- Mark each unit in the upper left corner
- Square each unit up to 3½ by 3½ inches

- Make 4 units as shown to the right
- Each unit will use:
  - \* 1 pink floral/background flying geese
  - \* 1 black floral/background flying geese
- Each unit should measure 3½ by 3½ inches



- Assemble the block as shown below
- Orient the corner units so that the marked corner of the unit is to the outside corner of the block
- The block should measure 9½ by 9½ inches

