



**GUILD OFFICERS**

**President:**

Penny McDowell  
pennypetals@verizon.net  
716-652-3293

**Vice President**

René Harbison  
716-533-3397  
renesmessages@msn.com

**Secretary:**

Deb Marshall  
716-694-6833  
queenbeequilter@juno.com

**Corresponding  
Secretary/Sunshine:**

Linda Smyth  
716-695-2052  
Tlsmyth45@yahoo.com

**Treasurer:**

Marty Held  
716-695-8221  
Mheld2000@yahoo.com

**Newsletter Editor:**

Maurine Baker-Stein  
716-695-4249  
tcbearclaw@aol.com

**Newsletter Submission Deadline:**

The 15th of each month.  
All members are encouraged to  
Submit an article.

**PRESIDENT'S MESSAGE**

Penny McDowell

Hey Quilters,

My laptop won't let me send e-mails. So, no letter from me.  
So, sad, too bad.

Love, peace & gratitude.





**Quilmakers and Friends**  
 6404 Packard Rd.  
 Niagara Falls, NY 14304  
**716-297-4067**

Hours:  
 Sun. & Mon. - Closed  
 Tues. - 10 a.m. - 2:30 p.m.  
 Wed. & Fri. - 10 a.m. - 8:30 p.m.  
 Thurs. - 10 a.m. - 4:30 p.m.  
 Sat. - 10 a.m. - 3:00 p.m.

*Florence M. Rhodes*



**Mt. Pleasant Quilting Company**

- Full service quilt shop with 5000+ bolts of fabric, classes, kits and longarm machine quilting services.
- We are a Judy Niemeyer Certified Shop. Barb Miller, Owner, is a Judy Niemeyer Certified Instructor.
- Open: Tues.-Fri. 10am-5pm; Wed. 10am-8pm; Sat. 10am-3pm; CLOSED Sun. & Mon.

2877 Mt. Pleasant Rd.  
 York, NY 14592  
 (for GPS: use Piffard)

**(585) 243-0767**  
[www.mtpleasantquiltingcompany.com](http://www.mtpleasantquiltingcompany.com)

*Please remember when you are looking for quilt fabric, notions and classes, to patronize our advertisers who help defray our newsletter costs. If we don't support our independent shops they won't exist.*

ALSO, please remember to choose Twin City Quilters Guild when ordering from Amazon. The guild receives money every few months if there are enough sales. Remember to also tell your family and friends to select us as a charity on Amazon.

**FAT QUARTERS**

by Destiny Varney

April – butterflies    May – flowers    June – bright colors    July – celebrate, confetti, birthday, fireworks  
 August – farm    September – outside or landscape    October – Halloween    November – snow or winter

**BIRTHDAYS**

3 – Karen Clark	3 – Emma Hofmeyer	6 – Arlie Sears
12 – Judy Lilac	14 – Jean Roberto	15 – Nancy Smegeisky
23 – Penny McDowell		

**HOSTS for April**



by Peggy Terrana

Patty Kuriscak    Kathy Vitthuhn    Barb Kanaley    Joann Pietzyhowski    Diane Wekenmann  
 Linda Symanda    Liz Wheeler

**SCHEDULE**

by Arlie Sears

April – Pamela Pandolfi

**PROJECT LINUS**

We are proud to announce a total of 30 quilts were completed for the month of March; 15 from our Linus Day and 15 from members—bringing our total to 5287!!!! Thanks so much for all the continued support.



## TWIN CITY QUILTERS GUILD

Minutes of the March 1, 2017

Guild Meeting

Show 'n' Share items have been placed on tables prior to the meeting enabling Guild members to view items close up ahead of time.

The Minutes from the February 1, 2017 meeting were posted on the website.

The March 1, 2017 meeting was called to order by Guild Vice President, Rene Harbison at 6:35PM. Mary Margaret was introduced, she had the Clarence Guild's raffle quilt, and had tickets that were for sale. The program presenter for the evening, Penny Marble (and her husband Charles). Ms. Marble is the owner of Penny Marble Quilt Designs, she also is a quilt show judge. She spoke of the Artist's Creed and offered a slide show of a Ricky Tims retreat that she attended. After the presentation Ms. Marble had items for sale from her shop.

7:30PM Break for refreshments. March birthdays were acknowledged. There were no visitors.

7:48PM Meeting resumed.

Drawings: Fat Quarters -Dorothy Glosser 50/50 Split- Cheryl Lynch

It was noted that Elderwood is looking for a quilt they can raffle. Please see Patty Kuriscak if you can assist them.

Membership is in need of a current roster.

Financial reports were placed on each table for members review.

Committee notes:

Linda Szmanda announced the total of Project Linus quilts donated by the Guild, 5,287. She is also looking for empty thread cones to be used in therapy projects.

Kuriscak announced that the Guild has been recognized by Fairfield World for our Pink Ribbon projects. Next pillow day is scheduled for March 25, 10am-3pm at Crestwood.

Charles Rhodes stated that \$374 had been turned in so far for raffle tickets for our biannual quilt raffle. He is looking for 2-3 people additional folks to assist with the construction of the 2019 raffle quilt.

Deb Marshall announced that the annual quilt challenge packages are available. Committee members were introduced, details for the project outlined. As in years past, the kits are \$5 each which will be refunded at the annual Christmas party when a completed project is turned in.

Harbison reminded membership that Marie Farina Walters will conduct a workshop on Saturday March 4.

Linda Berwaldt reminded everyone to work on items for the boutique and that Fons and Porter was once again offering the \$20 annual rate for their periodical - with \$5 per renewal/subscription going to the Guild.

Cheryl Shoemaker, Chair for the Quilt Show, spoke of the numbers which will be presented at the next meeting that will need to be attached to each entry into the quilt show. She still is looking for assistance in transporting the racks. Shoemaker is also seeking for more vendors for the May 20-21 event.

Joan Rockenbrock offered details on the judging of the quilts for the show - May 6, Salem United Church, 114 Morgan Street, Tonawanda. Drop off to take place between 8:30-9am, with a pick up of 3:30-4pm.

Linda Barrett reminded membership that a bus has been booked for transportation to the Genesee Valley Quilt Fest June 3. Cost for Guild members would be \$25, non-members \$30. Payment and to reserve a spot on the bus due at the April meeting or May 1 at the latest.

Kuriscak thanked everyone for their continued support in the pink ribbon project.

Show 'n' Share items were presented by their owners.

Next Meeting, Wednesday, April 5. Karen McMurdo will be Acting Secretary for the evening.

Respectfully Submitted  
Deb Marshall, Secretary

## **ROCHESTER QUILT SHOW**

by Linda Barrett

I am still looking for additional bus riders to go to the Quilt show at RIT in Rochester. (600 quilts, 60 vendors) Saturday, June 3, 2017. Leaving approximately at 8:30 am. The cost is \$26.00 for members and \$30 for non-members.

At this time, we have 10 going, and need 47 for the smallest bus available with bathroom. If we do not have 47 by May 1st, the bus will be cancelled. I could check into using a school bus, as the trip is only 1-1/2 hrs. away, it would not have a bathroom. The price no doubt would be cheaper. I will bring this up at the April meeting. Thank you for taking an interest in this trip.

## **FYI**

In the TCQG Blue Cookbook there is a typo on page 236 "TGI Friday's Original Jack Daniels Glaze Sauce". The recipe should read ¼ cup Jack Daniels NOT ½ cup. In fact, you may want to start with an 1/8 cup and taste the sauce before adding more. The sauce is favorable with the correct amount of Jack Daniels.

New member: Diane Dearmond 2500 Niagara Rd. Niagara Falls, 14304 716-731-4038 DOB 12/31  
didearmond@roadrunner.com

Address change: Linda Berwaldt 2509 David Dr. Niagara Falls, NY 14304

Add to membership list: Joanne Sentman 7350 Ward Rd North Ton. NY 14120 693-6327  
JDSentman@aol.com DOB: 9/25 cell# 523-7601

## **RADA**

by Karen Mcmurdo

Is there a need or desire to place a RADA order? If so, at the April meeting, I will be taking orders with a possible delivery date of mid May. If anyone is interested, please be ready to fill out an order form and have a check made out to our Guild.

## **QUILT SHOW**

Chair: Cheryl Shoemaker

We need more entries for all categories, so if you have more than what you have already entered, please submit another. Please bring tonight or email or mail me the entries, as I must get this rocking & rolling.

Also - BASKETS for the Basket Raffle. Please bring your baskets to the meeting in April. Or if you have stuff that could be used in a basket but not a complete one - please bring.

## **QUILT SHOW 2017 JUDGING**

After proofreading and checking and checking again, I thought that the quilt show judging form was "perfect". As I have said many time, "I am adorable, not efficient". And it seems I am getting more adorable as the years go on. Therefore, attached in the newsletter is your corrected form for the quilt show. Please destroy the old copies and I will have more at the meeting, should anyone need them.

Now on to the important stuff: If you do not wish to have your quilt judged, you don't have to. Displaying it at the show is great and we all look forward to seeing your artwork hung that weekend.

If you do wish to have your quilt judged, here is the pertinent information:

When: May 6, 2017

Time: Drop Off: 8:30 a.m. – 9:30 p.m.  
Pick Up: 3:30 p.m. – 4:00 p.m.

Where: Salem UCC Church 114 Morgan Street Tonawanda, New York 14150

There will be a sign near the entrance door on Main Street with parking available on Main and Morgan Streets.

Please fill out your form and put your number on the top. Remember you can enter your quilt in as many categories as apply. Using safety pins, pin the form to the bottom lower corner of the quilt (or cover the label) and fold the quilt so the form is on the top.

When you drop off your quilt, you will receive a receipt with your name and the number of each quilt that you enter. When you pick them up you will be required to sign your release so make sure you have everything you brought.

If you have any questions, please give us a call: Joan Rockenbrock 694-5732 or Kelly Urtel 510-0226.

## **BLOCK-OF-THE-MONTH**

by Sheryl Lynch

Month 5





## Cutting Instructions:

### Background:

- Cut 2: 4 inch squares
- Cut 8: 2 inch squares

### Purple Floral:

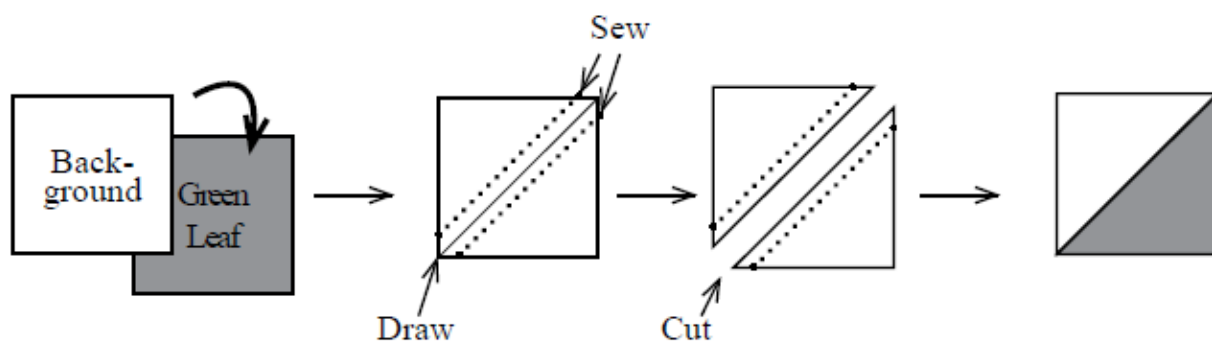
- Cut 1: 4 inch square
- Cut 6: 2 inch squares

### Green Leaf:

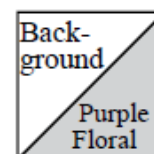
- Cut 1: 4 inch square
- Cut 6: 2 inch squares

## Sewing Instructions:

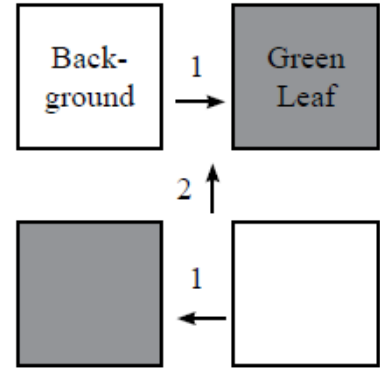
- Make 2 half square triangles using 1 background 4 inch square and 1 green leaf 4 inch square, as shown in the diagram below
  - \* Place a background 4 inch square on a green leaf 4 inch square, right sides together
  - \* Draw a line diagonally across the square
  - \* Sew  $\frac{1}{4}$  inch on either side of the line
  - \* Cut on the line which was previously drawn
  - \* Press to the background
- Square each half square triangle up to  $3\frac{1}{2}$  inches



- In similar fashion to the last step and as shown to the right, make 2 half square triangles using 1 background 4 inch square and 1 purple floral 4 inch square
- Press to the background
- Square each half square triangle up to  $3\frac{1}{2}$  inches



- Make 2 four patch units as shown to the right
- Each unit will use:
  - \* 2 background 2 inch squares
  - \* 2 green leaf 2 inch squares
- Each unit should measure  $3\frac{1}{2}$  by  $3\frac{1}{2}$  inches

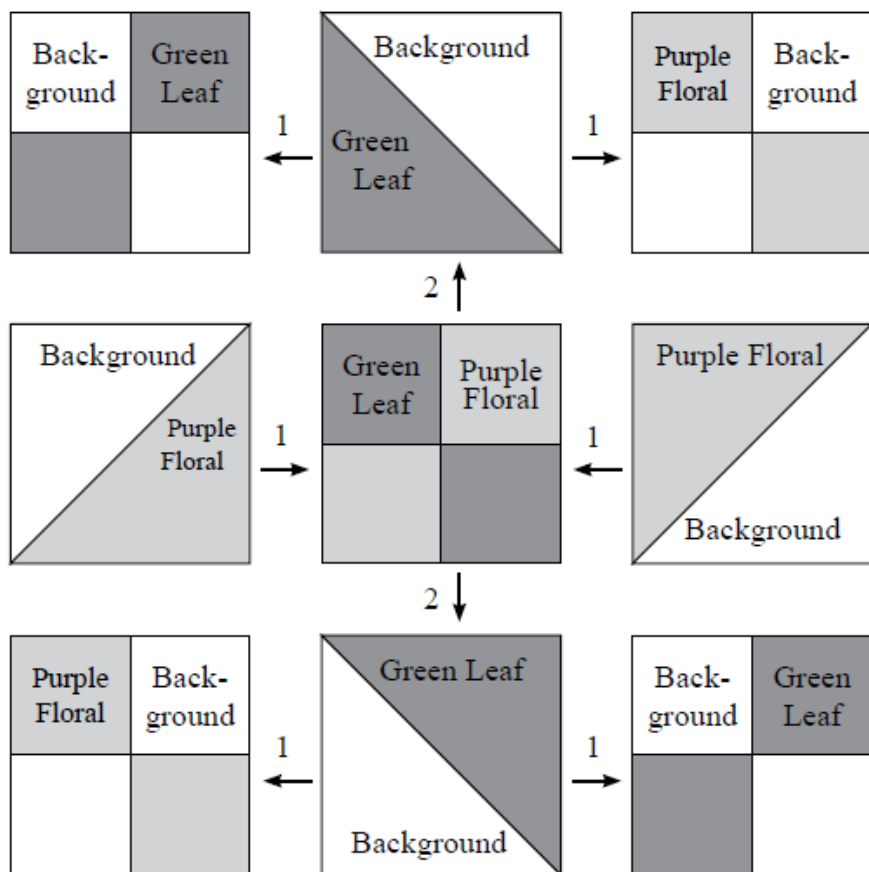


Purple Floral	Back- ground

- In similar fashion to the last step and as shown to the left, make 2 four patch units
- Each unit will use:
  - \* 2 background 2 inch squares
  - \* 2 purple floral 2 inch squares
- Each unit should measure  $3\frac{1}{2}$  by  $3\frac{1}{2}$  inches

- In similar fashion to the last steps and as shown to the right, make 1 four patch unit
- The unit will use:
  - \* 2 green leaf 2 inch squares
  - \* 2 purple floral 2 inch squares
- Each unit should measure  $3\frac{1}{2}$  by  $3\frac{1}{2}$  inches

Green Leaf	Purple Floral



- Assemble the block as shown to the left
- The block should measure 9½ by 9½ inches





## Pink Ribbon Projects Comfort Pillows & Chemo Hats



Patty Kuriscak and Linda Goodine

### Returned at the March meeting:

**Pillows:** 6 stuffed pillows and 74 unstuffed pillows (see T.Y's below)

**Hats:** 28 sewn sleep hats and 42+ knitted hats—70 total!

### “Thank You’s” to:

**Judy Lilac** for making the 6 completed pillows mentioned above.

**Dorothy Spears** for sewing up 30 of the above-mentioned unstuffed pillows.

**Southtowns Quilt Guild** for sewing and sending with **Angela Myers** 10 of the unstuffed pillows.

**Pat DePonceau** (a former member) for sewing 12 of the sleep hats mentioned above.

**Jill McGovern** for knitting 9 hats in the happiest multi-colored yarn!!!

**Immanuel Lutheran in Tonawanda** (Linda Smyth's church) for knitting 33 adult hats plus 4 infant hats this month – they are so dependable!

**Emma Hofmeyer** for delivering pillows and hats to Roswell Park (downtown) this month.

**The “regulars” – members who continuously take and work on pillow & hat kits.**

At all regular meetings, look for our **Pink Ribbon Projects** table, where you will be able to drop off completed pillows & hats as well as pick up kits of pillows & hats to take home. Also, any Thank You Notes received will be on display for all Guild members to read and enjoy. Kits for the **comfort pillows** and **chemo hats** are available at all regular meetings. If anyone needs kits at other times, please call Patty K. or Linda G. and we will deliver them to you.

**Thank you, all, for your continued support – the need is never-ending!**

### **Pink Ribbon Pillow Day**

Just a reminder to any Guild member (or your friends) who have volunteered to help on Pink Ribbon Pillow Day (March 25th) at Elderwood/Crestwood ---

If you are coming to hand sew or stuff, please follow our parking signs directing you to the Parking Lot closer to the Indep. Living Building.

If you will be machine sewing, you can drop off your machine at the main door of the Skilled Nursing Building and then park your car in the Parking Lot closer to the Indep. Living Building. Just follow our signs directing you to that space.





**Twin City Quilt Guild**

**220 Glendale Drive**

**Tonawanda, New York 14150-4632**