



TWIN CITY QUILTERS GUILD

www.twincityquiltersguild.org

December 2017

Volume 28, Number 12

GUILD OFFICERS

President:

Penny McDowell
pennyspetals@verizon.net
716-652-3293

Vice President

René Harbison
716-533-3397
renesmessages@msn.com

Secretary:

Deb Marshall
716-694-6833
queenbeequilter@juno.com

**Corresponding
Secretary/Sunshine:****Treasurer:**

Marty Held
716-695-8221
mhheld2000@yahoo.com

Newsletter Editor:

Maurine Baker-Stein
716-695-4249
tcbearclaw@aol.com

Newsletter Submission Deadline:

The 15th of each month.
All members are encouraged to
Submit an article.

PRESIDENT'S MESSAGE

Penny McDowell

Hello Quilters,

Well, I was impress with John's quilts. For being a somewhat newer quilter and finding what he likes and putting a twist on something old to make it beautiful, fresh and another got to do for me. It seems the guys I know in the quilting world mostly do one style and perfect it. Where most gals want to do more and try different styles.

Woo Hoo, I'm done being the Pres. I liked that I got to know more of you a bit more. Now I'll have more time for gardening. My first love. We are on the Open Gardens again in July. I redid and take care of the gardens at The First Spiritualist Temple, in East Aurora. I also lead the Knox's Garden Club in taking care of the gardens around the old summer home at the Knox State Park. I also write gardening columns for the East Aurora Advertiser and The Friends of the Knox's Newsletter. Besides having my longarm business, that I was going to give up, but it has grown like a weed this year.

Good luck to Linda as new Pres., Joan as new secretary and Patty doing membership. Herding cats is easier.

See you all at the Xmas party,



Quilmakers and Friends
 6404 Packard Rd.
 Niagara Falls, NY 14304
716-297-4067

Hours:
 Sun. & Mon. - Closed
 Tues. - 10 a.m. - 2:30 p.m.
 Wed. & Fri. - 10 a.m. - 8:30 p.m.
 Thurs. - 10 a.m. - 4:30 p.m.
 Sat. - 10 a.m. - 3:00 p.m.

Florence M. Rhodes



Mt. Pleasant Quilting Company

- Full service quilt shop with 5000+ bolts of fabric, classes, kits and longarm machine quilting services.
- We are a Judy Niemeyer Certified Shop. Barb Miller, Owner, is a Judy Niemeyer Certified Instructor.
- Open: Tues.-Fri. 10am-5pm; Wed. 10am-8pm; Sat. 10am-3pm; CLOSED Sun. & Mon.

2877 Mt. Pleasant Rd.
 York, NY 14592
 (for GPS: use Piffard)

(585) 243-0767
www.mtpleasantquiltingcompany.com

Please remember when you are looking for quilt fabric, notions and classes, to patronize our advertisers who help defray our newsletter costs. If we don't support our independent shops they won't exist.

ALSO, please remember to choose Twin City Quilters Guild when ordering from Amazon. The guild receives money every few months if there are enough sales. Remember to also tell your family and friends to select us as a charity on Amazon.

BIRTHDAYS

4 – Pat Vitthuhn	5 – Linda Wegrzyn	9 – Vickie Wesolek
22 – Carole DeRade	31 – Diane DeArmond	

Membership Notes

Debbie Marshall and Patty Kuriscak will be taking over Membership starting in December. Please give your membership form (below) and dues (\$25 * in check, payable to the Guild) to either one of them at the December 6th Christmas Party or . . . if you will be mailing it in, send to:

Debbie Marshall or
 1549 Ruie Road
 North Tonawanda, NY 14120

Patty Kuriscak
 1919 Saunders Settlement Road
 Niagara Falls, NY 14304

 Twin City Quilters Guild Membership Form
 (Please Print Clearly)

Name _____

Birthday_____ (just month & day)

Address_____



Minutes of the November 1, 2017
Guild Meeting

Show and Share items have been placed on table prior to meeting enabling Guild members time to view items up close prior to formal meeting, sign-up sheets for the various committees for 2018 were also available at the front greeter's table.

Minutes from the October 4 meeting (there was no September meeting, the postponed summer picnic was held instead) were posted on the website.

November 1, 2017 meeting was called to order by President Penny McDowell at 6:30 pm. She reminded all that Vickie Wesolek was handling membership information/dues for 2018 and that Christmas party payment was being collected by Kathy Vitthuhn.

Guests at the meeting were Denise LaMarca and a friend.

Vice President, René Harbison, presented the program for the evening, a trunk show/talk by John Kubinieć (Big Rig Quilting), quilter, quilt instructor, Bernina Ambassador and author of 'A New Spin on Drunkard's Path'.

7:30PM Break for refreshments

7:45PM Meeting resumed

Harbison reminded everyone of the workshop being presented on Saturday by Kubinieć. 9:30AM-3:30pm approximate time. Supply list has been emailed. Lunch can be purchased if attendees are interested, beverages will not be provided.

Linda Barrett thanked everyone who turned in Christmas stockings that evening, especially thankful for the 342 that were completed and turned in by Barb Newman and Jennie Wigle.

Dorothy Glosser reminded all quilters that present a completed Challenge Quilt at the annual holiday party will receive a gift, and prizes as a result of judging by peers.

Jill MacDougall reported that 279 wheelchair bags have been distributed to 10 different nursing homes. She has kits and the pattern available.

Patty Kuriscak announced that she has organized a group in Kenmore to finish comfort pillows and that parishioners from Linda Smyth's church constructed 50 chemo hats.

Linda Szmanda reported that 17 Project Linus quilts were returned tonight, bringing the total to 5,377. Kits were made available for members to take and ideas for future blocks were suggested.

Wigle reminded all that the Christmas party will be held on December 6, starting at 5:30pm, dinner served at 6pm. Event will take place directly behind the Grapevine Restaurant on Niagara Falls Blvd at the Ellicott Creek Banquet Facility.

McDowell announced that she received a thank you from the Niagara Falls Meals on Wheels for the donation from Guild members, \$75.

Treasurer Marty Held announced that copies of the treasurer's report have been placed on tables for members to review and a copy will be filed with the minutes. She also reminded us of all the guidelines for using the Guild tax exempt certificate (which must be signed by current treasurer) - cash only (or organization check or charge card) and must be signed by current treasurer. Any members who have certificates with any prior treasurers' signatures need to return them to her immediately. She also announced that there is a current promotion for Fons & Porter's magazine - \$20 which includes 2 free pattern booklets and 2 spools of thread. Guild receives \$5 for each subscription. Deadline December 31, 2017.

Elections, after there were no further nominations from the floor, Linda Barrett was voted in as President of the Guild, Joan Rockenbrock, Secretary.

Drawings: Fat Quarters -Cindy Warthling 50/50 Split - Dorothy Glosser

November birthdays were not acknowledged. Show 'n' Share presented by members.

Respectfully Submitted
Deb Marshall, Secretary



Pink Ribbon Projects

Comfort Pillows & Chemo Hats



Patty Kuriscak and Linda Goodine

Returned at the November 1st meeting:

Pillows: 149 Unstuffed—WOW!!! 81 from meeting kits, 28 in an orange, plastic newspaper bag from an anonymous sewer, and 40 from Sharon Sacco and Dorothy Spears

Hats: 74 Total – 24 sewn sleep hats (10 were fleece) and 50 knitted hats

“Thank You’s” to:

Judy Klusek for her tireless work on all the hat and pillow tags needed recently!!!

Sharon Sacco and Dorothy Spears for making 40 of the unstuffed pillows mentioned above.

Charles Rhodes for sewing 10 fleece hats (from our sleep hat pattern).

Pat DePonceau (a former member) for sewing 5 of the sleep hats mentioned above.

Colleen Dee (a former member) for knitting 17 infant hats (to be given to the NICU at Sisters’).

Immanuel Lutheran in Tonawanda (Linda Smyth’s church) for knitting the 50 adult hats.

Excelsior Mothers Club in N.F. (Nancy Smegelsky’s group) for stuffing 55 pillows in October.

Ellwood Homemakers in Kenmore for stuffing 135 pillows on November 2nd.

Note: Kits for the comfort pillows and chemo hats are available at all regular meetings. If anyone needs kits at other times, please call or email Patty Kuriscak or Linda Goodine; and we will deliver them to you.

Double Note: We will gladly accept any finished kits (pillows or hats) at the Christmas Party. Also: kits of fleece hats will be available—but you’ll have to be quick to get them before Charles does!!

Thank you, all, for your continued support – the need is never-ending!

The National Quilt Museum

The National Quilt Museum in Paducah, Kentucky, announces the following programs:

LIGHT SHOW through Dec. 12, 2017 - Artists from Washington’s CQA Association create a unique sensory experience that takes the viewer through an electrifying adventure of light. At QuiltMuseum.org/LightShow.

QUILTS OF THE LAKOTA through Jan. 16, 2018 - Members of the Lakota Sioux transposed their heritage of painted buffalo robes to star quilts that maintain their cultural and tribal identity. At QuiltMuseum.org/Lakota

TALL GIRL through January 16, 2018 - Carol Larson tells the story of what it was like to have her growth intentionally stunted as a teenager and dealing with the physical and mental results of that decision. Learn more at QuiltMuseum.org/TallGirl

The museum holds several live, silent, and online benefit auctions throughout the year. The items available in the auctions are donated by donors. The donor benefits by making a tax-deductible donation to a 501c3 nonprofit organization. For the museum, the money raised from the auctions goes directly toward funding our programs and initiatives.

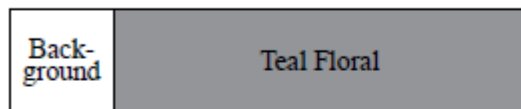

1. Send quilts to: National Quilt Museum 215 Jefferson Street Paducah, KY 42001
2. Please write "Attn: Q for Q" on the box.
3. Please include your name, address, and contact information so that we may send you a receipt and a gift.

BLOCK-OF-THE-MONTH

Sheryl Lynch

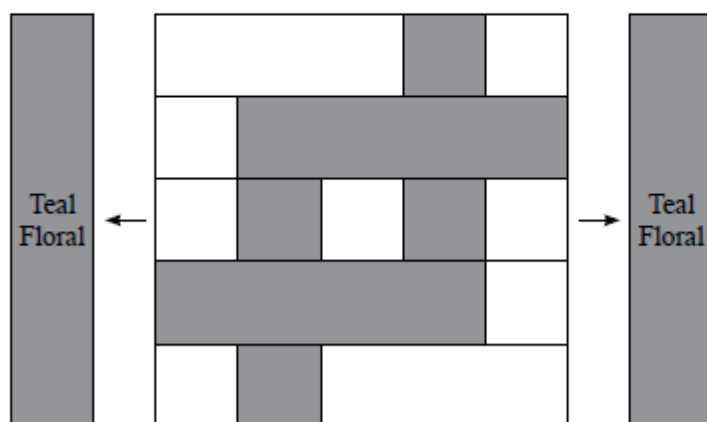
The finishing instructions will be in next month's newsletter.

- Make 4 (1 for each block) units as shown below
- Each unit will use:
 - * 3 background 1½ inch squares
 - * 2 teal floral 1½ inch squares
- Each unit should measure 1½ by 5½ inches

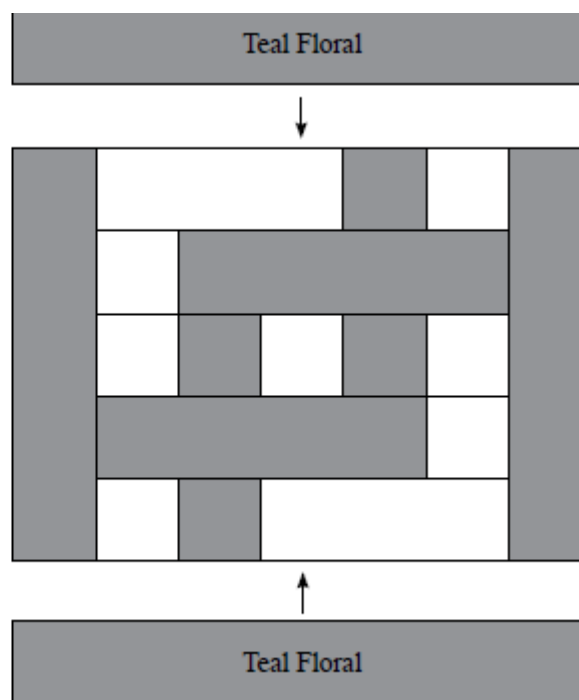


- Make 4 (1 for each block) units as shown to the left
- Each unit will use the units made in the last three steps
- Each unit should measure 5½ by 5½ inches

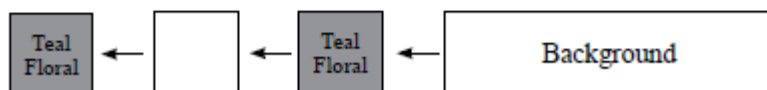
- Make 4 (1 for each block) units as shown below
- Note that each of the next several steps will consist of sewing one or two rectangles onto the growing unit which will eventually become the block
- Sew a 1½ by 5½ inch teal floral rectangle to each side of the unit made in the previous step
- The unit should measure 5½ by 7½ inches



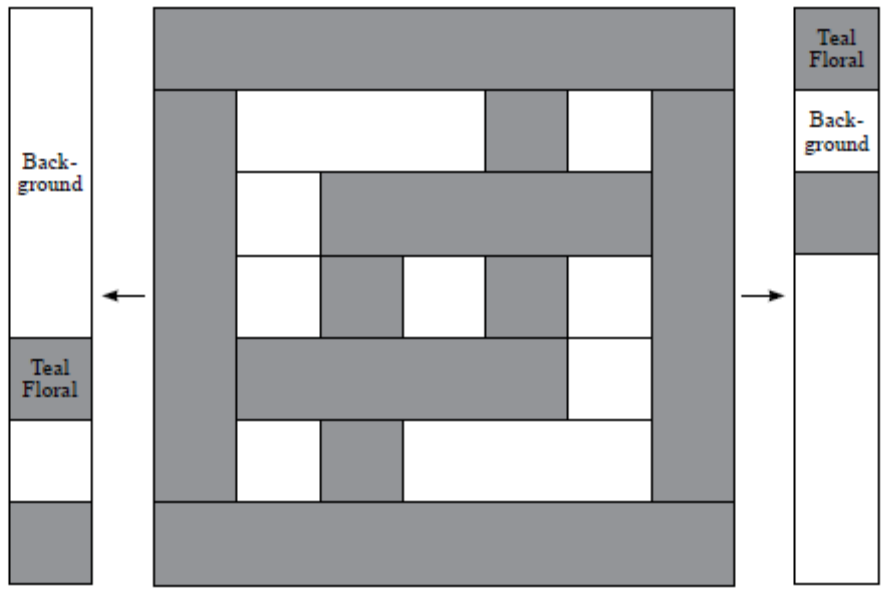
- Make 4 (1 for each block) units as shown to the right
- Sew one teal floral 1½ by 7½ inch rectangle to the bottom and one to the top of the growing unit
- Each unit should measure 7½ by 7½ inches



- Make 8 (2 for each block) units as shown below
- Each unit will use:
 - * 2 teal floral 1½ inch squares
 - * 1 background 1½ inch square
 - * 1 background 1½ by 4½ inch rectangle
- Each unit should measure 1½ by 7½ inches



- Make 4 (1 for each block) units as shown below
- Sew one of the units made in the last step to each side of the larger growing unit
- Each unit should measure 7½ by 9½ inches



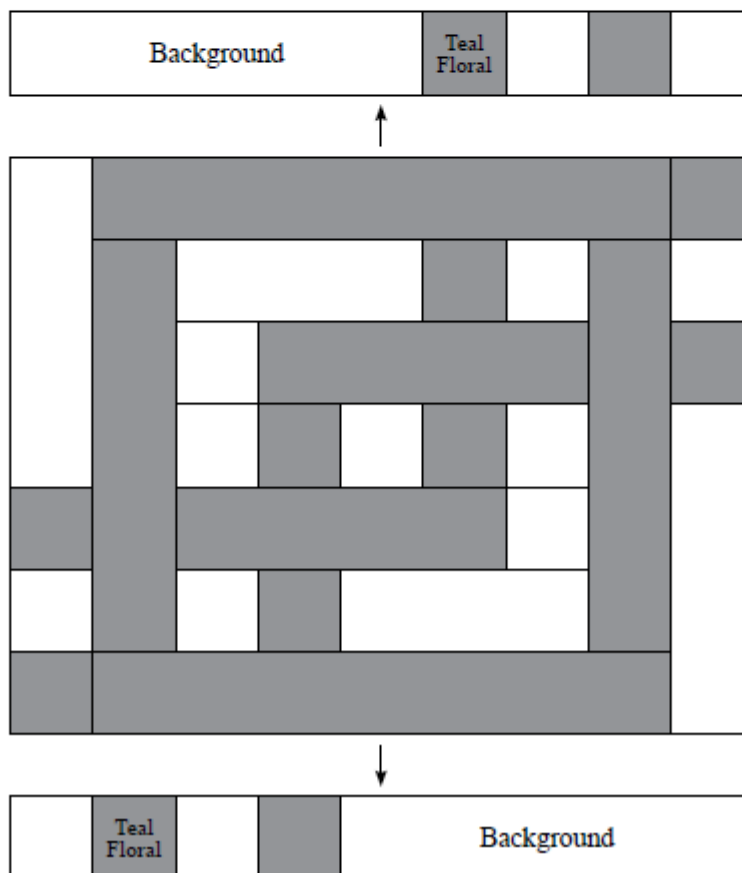
SERENITY
 Month 12
 9 inch finished block


*Design by Denice Lipscomb
 Common Threads Quilting
 Waxahachie, Texas
 Commonthreadsquilting.com
 972-935-0510 © 2015*

- Make 8 (2 for each block) units as shown below
- Each unit will use:
 - * 2 background $1\frac{1}{2}$ inch squares
 - * 2 teal floral $1\frac{1}{2}$ inch squares
 - * 1 background $1\frac{1}{2}$ by $5\frac{1}{2}$ inch rectangle
- Each unit should measure $1\frac{1}{2}$ by $9\frac{1}{2}$ inches



- Finish the 4 blocks as shown below
- Sew one of the units made in the last step to the top of the block and one to the bottom of the block
- The block should measure $9\frac{1}{2}$ by $9\frac{1}{2}$ inches





Twin City Quilt Guild

220 Glendale Drive

Tonawanda, New York 14150-4632